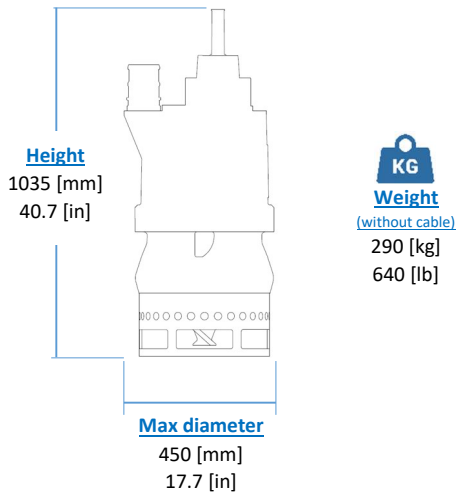
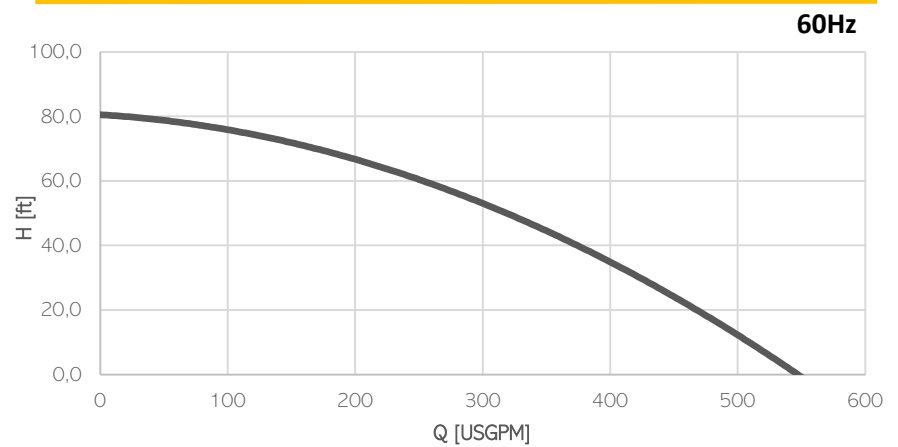
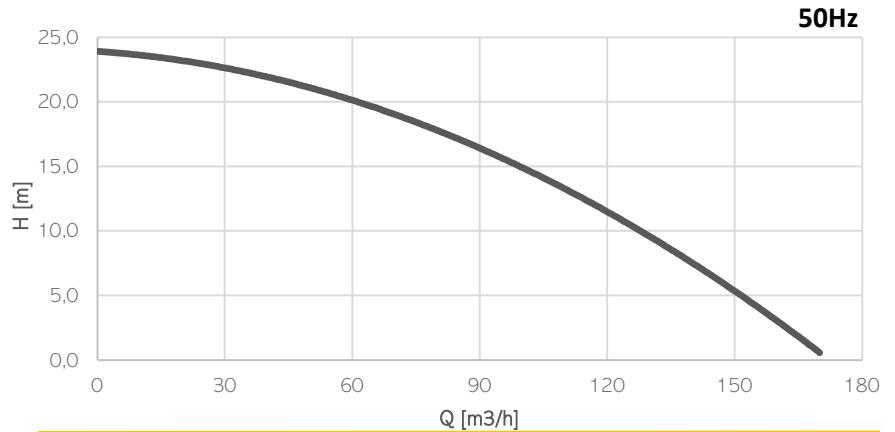


# ELECTRIC PUMP

## EL12.5SS



### Electrical motor

Insulation class H

### Cable

1 x H07RN-F 4G10 length 20m

### Operating Conditions

- Max liquid temperature 35°C
- Min Submersion depth 380mm

Model	EL12.5SS	
Brake Power [kW HP]	13   17.4	
Electric Power [kW HP]	15.2   20.4	
Frequency [Hz]	50	60
Efficiency [%]	32	32
Number of Poles	4	4
RPM	1450	1740
Voltage [V]	400	460
Rated Current [A]	26.5	22.7
Solid handling [mm in]	25   1	
Discharge (Hose adaptor) [mm in]	100   4"	

### Materials

Part	Standard
Casing	Cast Iron EN-GJS500
Body	Cast Iron EN-GJS500
Wear Parts	High chrome EN-GJN-HV600 (CH6)
Minimum hardness [HB]	550
Main shaft	High tensile 39NiCrMo3
PH Range	5-10

### Seals and lubricants

Version	STANDARD
Motor Side	MECHANICAL
Impeller Side	MECHANICAL
Oil type	ISO32