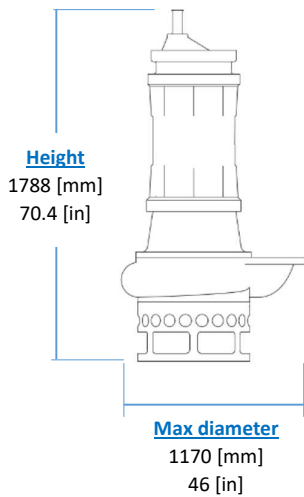
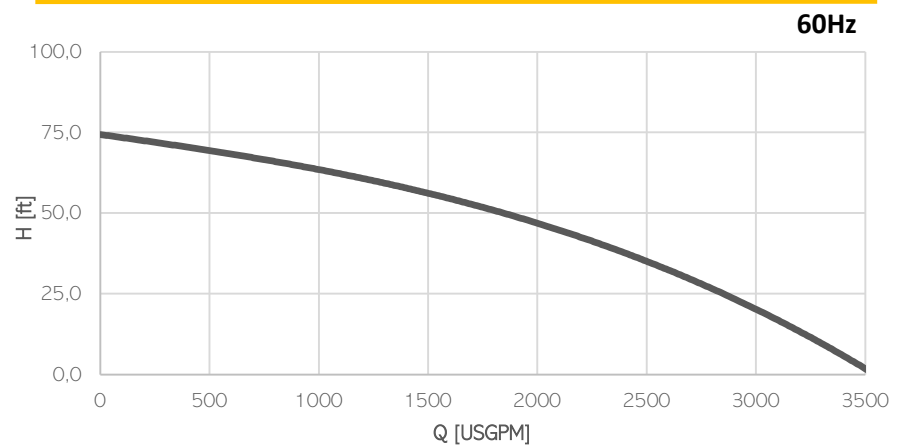
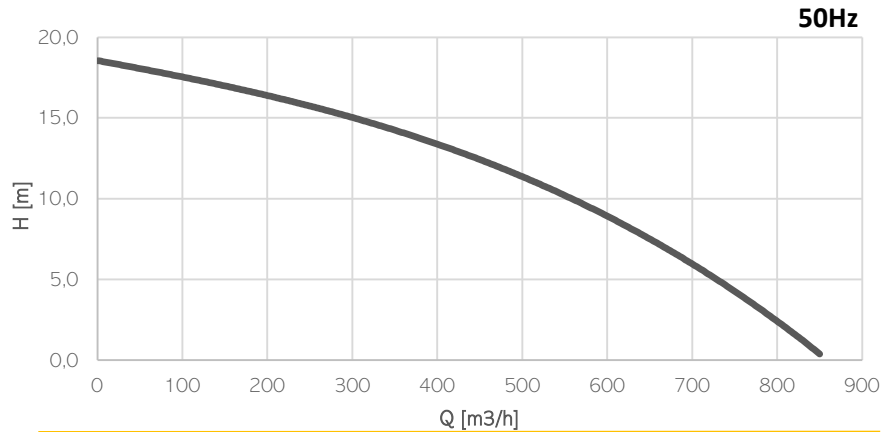


# ELECTRIC PUMP EL60HC



**KG**  
**Weight**  
(without cable)  
1200 [kg]  
2645 [lb]

### Electrical motor

Insulation class H

### Cable

1 x H07RN-F 4G35 length 20m

### Operating Conditions

- Max liquid temperature 35°C
- Min Submersion depth 1480 mm

Model	EL60HC	
Brake Power [kW HP]	45   60	
Electric Power [kW HP]	49   66	
Frequency [Hz]	50	60
Efficiency [%]	43%	
Number of Poles	6	6
RPM	980	1176
Voltage [V]	400	460
Rated Current [A]	88	79
Solid handling [mm in]	90   3.5	
Discharge [DN-PN]	250-10	

### Materials

Part	Standard
Casing	Cast Iron EN-GJS500
Body	Cast Iron EN-GIL250
Wear Parts	High chrome EN-GJN-HV600 (CH6)
Minimum hardness [HB]	550
Main shaft	High tensile 39NiCrMo3
PH Range	5-10

### Seals and lubricants

Version	EL60HC	MG	MS
Motor Side	LIPS	MECHANICAL	MECHANICAL
Impeller Side	LIPS	LIPS	MECHANICAL
Oil type	EP320	ISO32	ISO32