

Electric pump

EL7.5SS-AP

PUMP SPECIFICATIONS

Max Capacity [m ³ /h - USGPM]	100 - 440
Max Head [m - ft]	17 - 56
Impeller diameter [mm - in]/type	225 - 9 /4 blades opened
Hose adaptor diameter [mm]	100 - 4
Solid handling [mm - in]	25 - 1
Weight [kg - lb]	580 - 1280

ELECTRIC MOTOR

Power [kW - HP]	9-12.5
Voltage [V]/Current [A]	280-460 / 26.6-16
Phases/Poles/Frequency [Hz]	3 / 4 / 60
Speed [RPM]	1750
Insulation class	H
Power cable 20 m (IEC 60245-4)	4G10

MATERIALS

Casing	Duplex Stainless Steel CD3MN
Motor housing	Duplex Stainless Steel CD3MN
Wear parts	Duplex Stainless Steel CD3MN
Main shaft	S.Duplex Stainless Steel X2NiCrMoN25-7-4 (1.4410)

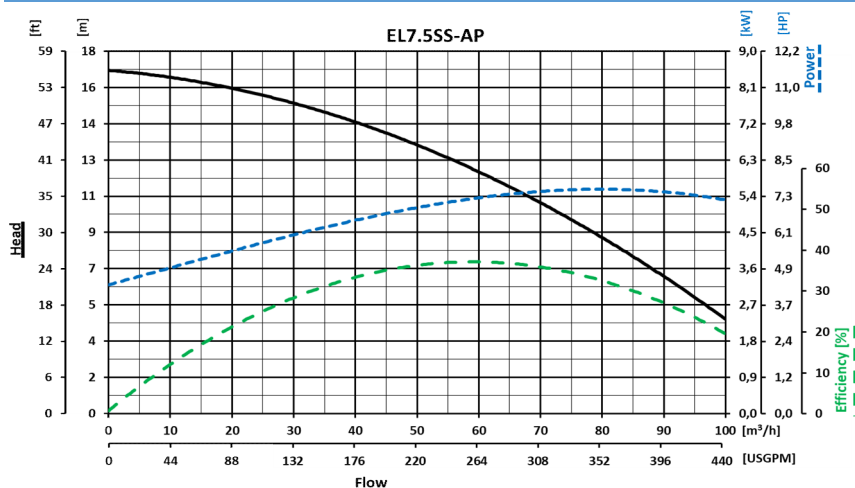
SEALS / LUBRICANT

Motor side seals	1 mechanical seal (silicon carbide in oil bath)
Impeller side seals	1 mechanical seal (silicon carbide in oil bath) + 3 lip seals (1 FKM + 2 PTFE)
Oil type	ISO 32

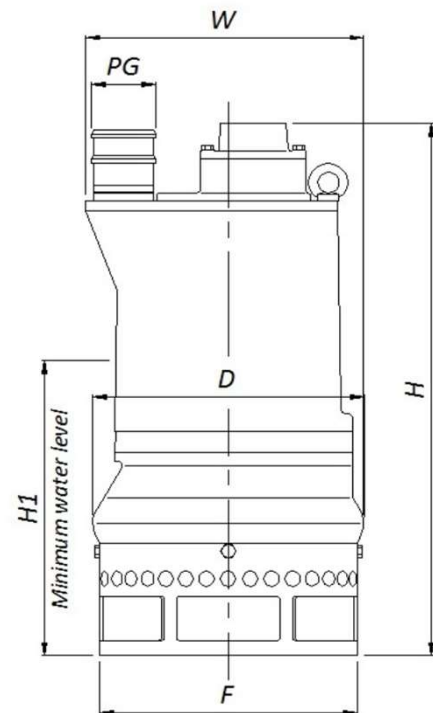
DIMENSIONS [in]

H	W	D	F	H1	PG
42	17	17	16	22	4

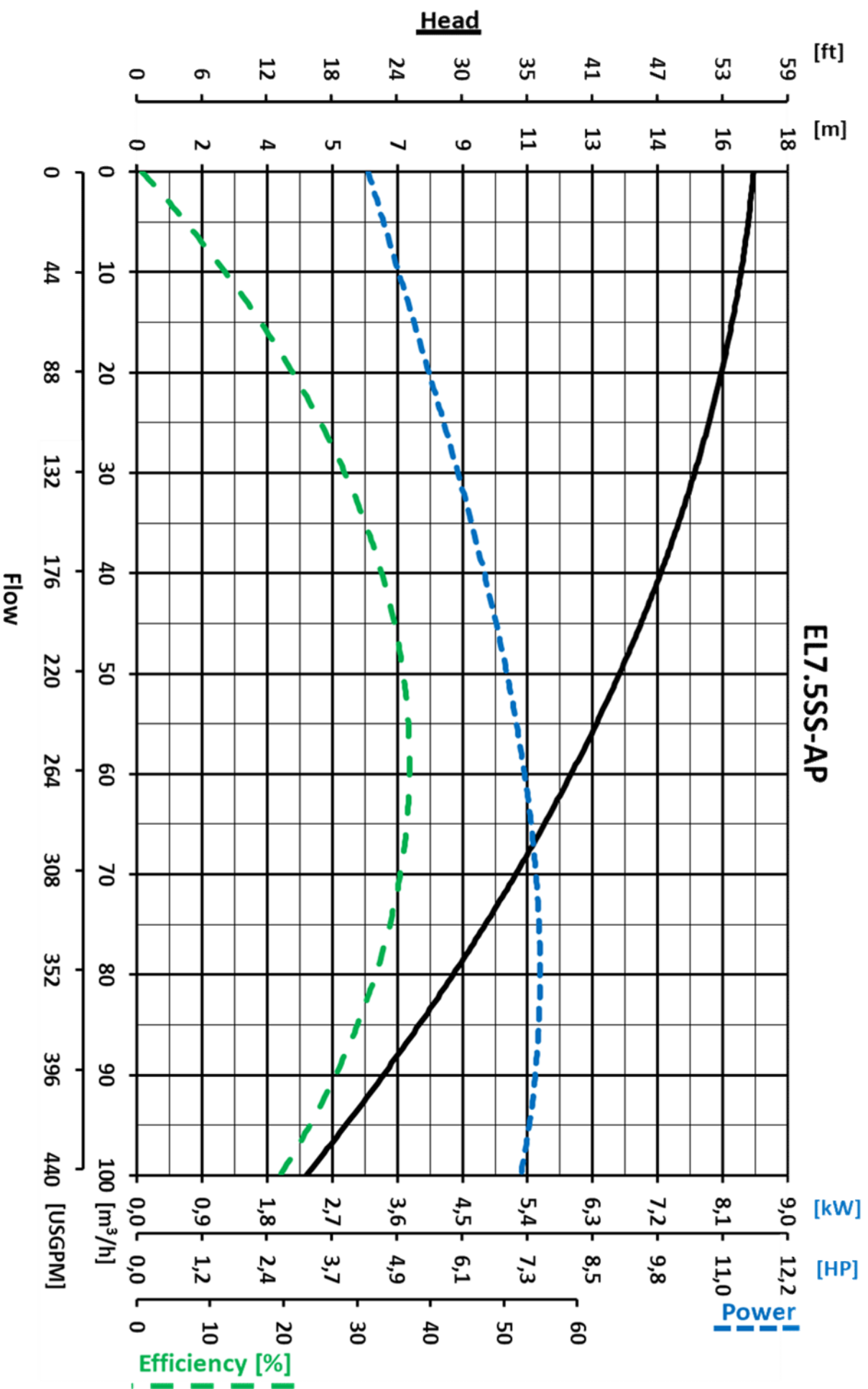
PERFORMANCE CURVES



We reserve the right to make changes without notice



EL7.5SS-AP



We reserve the right to make changes without notice